



Inteplast[®] PVC Mouldings

Mix and match from a wide array of beautiful, high-performance PVC Mouldings for a customized look. Inteplast PVC Mouldings save homeowners' weekends from painting and maintenance, and come ready to install saving contractors time and labor.





Inteplast PVC Mouldings



Endless Options

Our collection of PVC moulding profiles add elegant details to a variety of designs and applications. Each piece provides beautiful and complementary touches to any home or project.

- ① 0728 6" Crown
- ② 0075 Bed Moulding
- ③ 0045 Cove

Finishing Touches

Elevate curb appeal and eliminate the need for painting and the extra installation steps. Inteplast PVC Mouldings are extruded in a vibrant, uniform white finish and provide long-lasting color retention.

- ④ 0147 5" Crown
- ⑤ 0163 3" Crown
- ⑥ 0164 Base Cap





Quality Commitment

With more than 30 years of manufacturing premium building products, we develop unparalleled designs for attractive, high quality finished projects. You not only will have a Lifetime Limited Warranty but low-maintenance PVC moulding with consistent color and durability.

⑦ 1105 3/4" Quarter Round

⑧ 0480 3-1/4" Weatherstrip

Performance

Inteplast® PVC Mouldings do more than add decorative detail. They will deliver long-term durability by resisting the effects of time and weather, and will not rot, crack, split, or splinter. Proven to be more durable compared to wood and wood-based mouldings.

② 0075 Bed Moulding

⑨ 0283 Drip Cap

⑩ 0287 Rake

⑪ 0330 Historic Sill





Workable Design Choices

Inteplast PVC Mouldings provide the perfect solution for new construction or remodeling projects and encourage creativity with various profile options. Every piece will retain a like-new appearance despite the effects of time and weather. While Inteplast PVC Mouldings will add flair to any exterior, it's also great for high-moisture indoor spaces like bathrooms and laundry rooms.



Advantages

- Can be used in exterior or interior spaces
- Superior UV protection
- Uniform white finish that doesn't require painting, but can be with vinyl-safe paints
- Can be used for ground and masonry contact applications
- Resistant to rot, cracking, insects, and moisture
- Can be easily cut, routed, mitered, nailed, or glued with no special tools required
- Various profiles can be heat bent to create custom designs
- ASTM E84 Class A Flame Spread Rated
- Backed by a Lifetime Limited Warranty



Moisture Resistant



Insect Resistant



Ultra-Low
Maintenance

Visit our website for more information: www.inteplastbuild.com



Crown mouldings




0163 3" Crown

9/16" x 2-11/16"



0938 4" Crown

9/16" x 3-9/16"



0147 5" Crown

11/16" x 4-1/2"



0728 6" Crown

9/16" x 5-5/8"



0970 7" Crown

15/16" x 6-15/16"



0075 Bed Mould

9/16" x 1-5/8"



0090 Rams Crown

1-7/16" x 2"




0210 Shingle Mould

5/8" x 1-5/8"




0287 Rake

1-1/16" x 2"



0441 Shingle Mould

11/16" x 1-1/2"



1011 Imperial Rake Crown

1-3/8" x 2-3/4"



0045 Cove

3/4" x 3/4"

Note:


1. The moulding diagrams shown are for profile reference only and are not to scale. Use actual dimension listed for selection.
2. Certain moulding profiles may be available in multiple lengths.

Window, Door and Casing Profiles



0356 Casing

11/16" x 2-1/4"



0358 Casing

1-1/32" x 3-1/2"



0416 Casing

2/3" x 3-17/64"



0626 Back Band Casing

1-3/16" x 4-1/2"




0164 Base Cap

11/16" x 1-1/8"



0009 Flat J-Channel Casing

1-1/8" x 3-1/2"



0657 J-Channel Brick Mould

1-1/4" x 2"



0195 Stop

1-1/16" x 2"



6330 Stop

5/8" x 5/8"



6350 Stop

5/8" x 1-3/8"



0978 Quaker Stop

2/3" x 27/64"



0635 Brick Mould

1-1/4" x 2"



0327 Stucco Brick Mould

5/8" x 1-5/8"



0730 Stucco Brick Mould

3/4" x 1-1/4"

Note:

1. The moulding diagrams shown are for profile reference only and are not to scale. Use actual dimension listed for selection.
2. Certain moulding profiles may be available in multiple lengths.



Millwork Accessories



0068 Back Band

1-3/8" x 1-7/16"



0051 Base Shoe

3/8" x 1/2"



0127 Base Shoe

7/16" x 3/4"



0283 Drip Cap

11/16" x 1-5/8"



0076 Quarter Round

1/2" x 1/2"



0790 Quarter Round

11/16" x 11/16"



1105 Quarter Round

3/4" x 3/4"

Sill and Sill Nose



0277 Historic Sill Nose

2-9/32" x 1-3/4"



0311 Transom Sill Nose

1-5/8" x 1-1/2"



0330 Historic Sill Nose

1-3/4" x 2-1/16"



0937 Sill Nose

1-3/8" x 1-5/16"



0948 Sill

1-1/4" x 5"



0313 Vent Sill

1-1/8" x 3-1/4"

Note:


1. The moulding diagrams shown are for profile reference only and are not to scale. Use actual dimension listed for selection.
2. Certain moulding profiles may be available in multiple lengths.

Additional Profiles



0221 Outside Corner

1-1/2" x 1-1/2"



0319 Attic Vent Louver

3/4" x 3-1/2"



0486 Band Mould

2/3" x 3-17/64"



1154 Tub Mould

9/16" x 1-5/8"



0623 Base

9/16" x 3-1/4"



0202 / 0237 Balusters

1-1/2" SQ. (0202)

1-1/4" SQ. (0237)



0750 Lattice

1/4" x 1-1/2"



2021 Bead Board

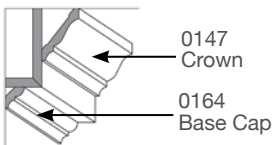
1/2"(12mm) x 6-1/8"



1004 Planking

1/4" x 7-13/32"

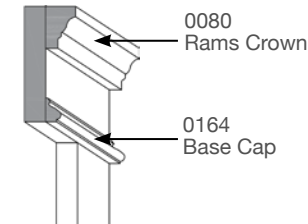
Moulding Buildup Ideas



0147
Crown

0164
Base Cap

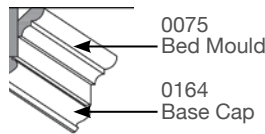
Crown Buildup



0080
Rams Crown

0164
Base Cap

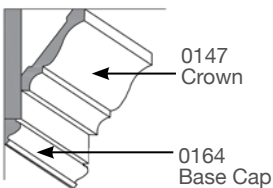
Window Buildup



0075
Bed Mould

0164
Base Cap

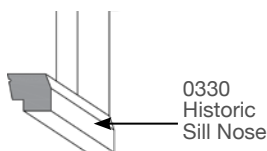
Crown Buildup



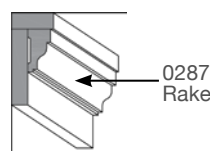
0147
Crown

0164
Base Cap

Crown Buildup

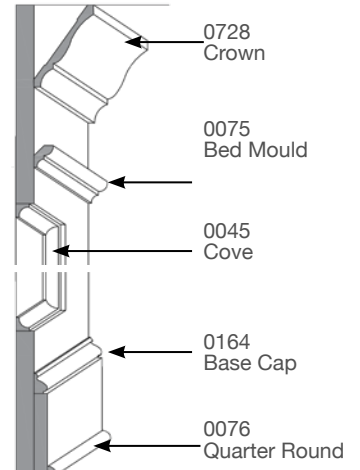


0330
Historic
Sill Nose



0287
Rake

Crown Buildup



0728
Crown

0075
Bed Mould

0045
Cove

0164
Base Cap

0076
Quarter Round

Column Buildup



Inteplast PVC Garage Door Weatherstrip



Designed to help prevent dirt, bugs, wind, snow, and water from entering your garage while protecting what's inside. Available in various prefinished colors from classic white to rich woodgrains that will match nearly every garage style and color. Developed to provide high performance and low maintenance.


912 Black
Garage Door Weatherstrip




712 Gray
Garage Door Weatherstrip




Profiles and Sizes




0236 Weatherstrip
7/16" x 2"
Lengths: 7', 8', 9', 10', 12', 14', 16', 18'
15 pcs per box



0238 Weatherstrip
7/16" x 2"
Lengths: 7', 8', 9', 10', 12', 14', 16', 18'
15 pcs per box



0485 Weatherstrip
Same as 0238 with Ribbed Flap
7/16" x 2"
Minimum order quantity required
15 pcs per box



0480 Weatherstrip
1/2" x 3-1/4"
Lengths: 16', 18'
Only available in 986 White
8 pcs per box

Solid Colors*



700 Tan **703 Sand** **705 Almond**



707 Dark Brown **708 Sandstone** **710 Coffee**



711 Bronze **712 Gray** **713 Cream**



733 Red Brown **912 Black** **986 White**

Note:

- Certain colors require minimum order quantities, please check with your local sales rep.
- Pre-drilled weatherstrip is available by special order with a minimum order quantity required.
- A full pallet of 7', 8', 9', 10', 12' lengths is 36 boxes. 14', 16', 18' lengths is 24 boxes.

* Color swatches may vary due to printing, please see actual product for making selection.

** Woodgrain Garage Door Weatherstrip is only available in #0236 profile in 14', 16', 18' lengths.

Woodgrain**



723 Cherry **724 Maple** **725 Light Mahogany**

OEM Special Colors



740 Driftwood **760 Charcoal** **763 Slate**



765 Graphite

OEM Special Colors:

- Prior to ordering, consult with your sales rep:
1. Minimum order quantity required.
 2. Check pricing.
 3. Check availability.



Contact

TEL: 1-800-521-4259

buildingproducts@inteplast.com
www.inteplastbuild.com